

PHYSICAL SCIENCES

00ICP303 Rev. 00 (DOE 1.03)

Student Guide

RCT and RC Foreman Training

Course Title: Radiological Control Technician

Module Title: Physical Sciences

Module Number: 1.03

Objectives:

- 1.03.01 Define the following terms as they relate to physics:
- Work
 - Force
 - Energy.
- 1.03.02 Identify and describe four forms of energy.
- 1.03.03 State the Law of Conservation of Energy.
- 1.03.04 Distinguish between a solid, a liquid, and a gas in terms of shape and volume.
- 1.03.05 Identify the basic structure of the atom, including the characteristics of subatomic particles.
- 1.03.06 Define the following terms:
- Atomic number
 - Mass number
 - Isotopic mass
 - Atomic weight.
- 1.03.07 Identify what each symbol represents in the $\frac{A}{Z}X$ notation.
- 1.03.08 State the mode of arrangement of the elements in the Periodic Table.
- 1.03.09 Identify periods and groups in the Periodic Table in terms of their layout.
- 1.03.10 Define the terms as they relate to atomic structure:
- Valence shell
 - Valence electron.

INTRODUCTION

This lesson introduces the RCT to the concepts of energy, work, and the physical states of matter. Knowledge of these topics is important to the RCT as he or she works in environments where materials can undergo changes in state, resulting in changes in the work environment.

References:

1. "Nuclides and Isotopes"; Fourteenth Edition, General Electric Company; 1989.
2. "Modern Physics"; Holt, Rinehart and Winston, Publishers; 1976.
3. "Chemistry: An Investigative Approach"; Houghton Mifflin Co., Boston; 1976.
4. "Chemical Principles with Qualitative Analysis"; Sixth ed.; Saunders College Pub.; 1986.
5. "Introduction to Chemistry" sixth ed., Dickson, T. R, John Wiley & Sons, Inc.; 1991.
6. "Matter"; Lapp, Ralph E., Life Science Library, Time Life Books; 1965.
7. "Physics"; Giancoli, Douglas C., second ed., Prentice Hall, Inc.; 1985.
8. DOE/HDBK-1015 "Chemistry: Volume 1 of 2"; DOE Fundamentals Handbook Series; January 1993.

1.03.01 Define the following terms as they relate to physics:

- a. *Work*
- b. *Force*
- c. *Energy.*

WORK & FORCE

Physics is the branch of science that describes the properties, changes, and interactions of energy and matter. This unit will serve as a brief introduction to some of the concepts of physics as they apply to the situations that may be encountered by RCTs. Energy can be understood by relating it to another physical concept—work.

The word *work* has a variety of meanings in everyday language. In physics, however, work is specifically defined as a force acting through a distance. Simply put, a *force* is a push or a pull. A more technical definition of force is any action on an object that can cause the object to change speed or direction.

Units

Force is derived as the product of mass and acceleration (see equation below). The SI derived unit of force is the *newton* (N). It is defined as the force which, when applied to a body having a mass of 1 kilogram, gives it an acceleration of 1 meter per second squared; that is:

$$N = \frac{kg \times m}{s^2}$$

As we said before, work is what is accomplished by the action of a force when it makes an object move through a distance. Mathematically, work is expressed as the product of a displacement and the force in the direction of the displacement; that is:

$$W = Fd$$

Where:

- W = Work
 F = Force (newtons)
 d = Distance (meters)

For example, a horse works by exerting a physical force (muscle movement) to move a carriage. As the horse pulls, the carriage moves forward in the direction that the horse is pulling. Work is also done by an outside force (energy) to remove an electron from its orbit around the nucleus of an atom.

The SI derived unit of work is the *joule* (J). One joule of work is performed when a force of one newton is exerted through a distance of one meter. Thus:

$$J = N \times m$$

By this definition, work can only be performed when the force causes an object to be moved. This means that if the distance is zero then no work has been performed, even though a force has been applied. For example, if you stand at rest holding a bag of groceries in your hands, you do no work on it; your arms may become tired (and indeed energy is being expended by your muscles), but because the bag is not moved through a distance ($d = 0$), no work is performed ($W = 0$).

ENERGY

Energy (E) is defined as the ability to do work. Energy and work are closely related, but they are not the same thing. The relationship is that it takes energy to do work, and work can generate energy. This energy will be found in various forms.

1.03.02

Identify and describe four forms of energy.

Kinetic Energy

Kinetic energy describes the energy of motion an object possesses. For example, a moving airplane possesses kinetic energy.

$$E_k = \frac{1}{2}mv^2$$

Where:

m = mass

v = velocity

Potential Energy

Potential energy (gravitational) is the energy stored in an object as a result of its position (height). For example, water at the top of a waterfall possesses potential energy. The higher an object is elevated, the greater the gravitation potential energy.

$$E_p = mgh$$

Where:

m	=	mass
g	=	free fall acceleration
h	=	vertical distance

Thermal Energy

Thermal energy, or heat, describes the energy that results from the random motion of molecules. (*Molecules* are groups of atoms held together by strong forces called chemical bonds.) For example, steam possesses thermal energy.

Chemical Energy

Chemical energy describes the energy that is derived from atomic and molecular interactions in which new substances are produced. For example, the substances in a dry cell provide energy when they react.

Other Forms of Energy

Other forms of energy, such as *electrical* and *nuclear*, will be described in later lessons. Energy may also appear as *acoustical* (sound) or *radiant* (light) energy.

1.03.03 State the Law of Conservation of Energy.

Law of Conservation of Energy

The *Law of Conservation of Energy* states that the total amount of energy in a closed system remains unchanged. Stated in other terms, as long as no energy enters or leaves the system, the amount of energy in the system will always be the same, although it can be converted from one form to another.

For example, suppose a boulder lies at the bottom of a hill and a bulldozer is used to push it to the top. If the dozer puts a certain continuous force on the boulder to keep it moving up the slope and moves it a distance, work has been done. The dozer is able to do this work because its engine burns gasoline, which creates heat. The heat is converted into the kinetic energy of the moving bulldozer and the boulder in front of it. Some of this energy is converted into heat and noise. Some is converted into the potential energy that the dozer and the boulder have gained in going to the top of the hill. If the boulder is allowed to roll back down the hill again, its potential energy will be converted partly into kinetic energy and partly into heat. The heat is produced by friction as the boulder rolls. Eventually, the boulder will come to a stop, when all of its kinetic energy has been converted into heat. It leaves a trail of heat that is soaked up in the surroundings.

Gasoline contains chemical energy that is released in the form of heat when a chemical reaction (burning) with oxygen occurs. This energy comes from the breaking and making of bonds between atoms. New products, carbon dioxide and water, are formed as the gasoline combines with oxygen. The energy of the burning gasoline produces heat energy which causes the gaseous combustion products to do work on the pistons in the engine. The work results in the bulldozer moving, giving it kinetic energy.

Units of Energy

Energy is expressed in the same units as work, that is, joules (J). The joule is the SI unit of energy. However, because energy can take on many different forms, it is sometimes measured in other units that can be converted to joules. Some of these units are mentioned below.

Thermal Energy

Thermal energy is often measured in units of **calories** (CGS) or British Thermal Units or **BTUs** (English).

- A **calorie** is the amount of heat needed to raise the temperature of 1 gram of water by 1°C. One calorie is equal to 4.18605 joules.
- A **BTU** is the amount of heat needed to raise the temperature of 1 pound of water by 1°F. One BTU is equal to 1.055E3 joules.

Electrical Energy

Electrical energy is sometimes expressed in units of kilowatt-hours. One kW-hr is equal to 3.6E6 joules

A very small unit used to describe the energy of atomic and subatomic size particles is the *electron volt* (eV). One electron volt is the amount of energy acquired by an electron when it moves through a potential of one volt. For example, it takes about 15.8 eV of energy to remove an electron from an argon atom. Superunits such as kiloelectron volt (keV) and megaelectron volt (MeV) are used to indicate the energies of various ionizing radiations.

Work-Energy Relationship

When work is done **by** a system or object, it expends energy. For example, when the gaseous combustion products in an automobile engine push against the pistons, the gas loses energy. The chemical energy stored in the gasoline is used to do work so that the car will move.

When work is done **on** a system or object, it acquires energy. The work done on the car by the combustion of the gasoline causes the car to move, giving it more kinetic energy. When energy is converted to work or changed into another form of energy, the total amount of energy remains constant. Although it may appear that an energy loss has occurred, all of the original energy can be accounted for.

Consider again the automobile engine (see Figure 1). The energy stored in the gasoline is converted to heat energy, some of which is eventually converted to kinetic energy. The remainder of the heat energy is removed by the engine's cooling system. The motion of the engine parts creates friction, heat energy, which is also removed by the engine's cooling system. As the car travels, it encounters resistance with the air. If no acceleration occurs, the car will slow down as the kinetic energy is converted to friction or heat energy. The contact of the tires on the road converts some of the available kinetic energy to heat energy (friction), slowing down the car. A significant amount of the energy stored in the gasoline is dissipated as wasted heat energy.

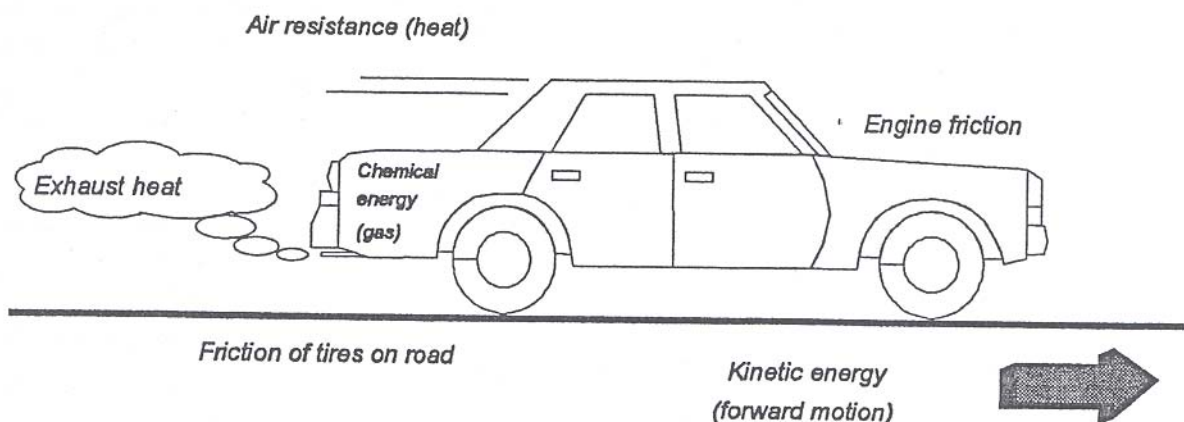


Figure 1. Energy Conversion in an Automobile

Energy-mass Relationship

Energy can also be converted into mass, and mass can be converted into energy. This will be discussed further in Lesson 1.04 "Nuclear Sciences."

1.03.04 Distinguish between a solid, a liquid, and a gas in terms of shape and volume.

ENERGY AND CHANGE OF STATE

Matter is anything that has mass and takes up space. All matter is made up of atoms and molecules that are the building blocks used to form all kinds of different substances. These atoms and molecules are in constant random motion. Because of this motion they have thermal energy. The amount of energy depends on the temperature and determines the *state* or *phase* of the substance. There are three states of matter—*solid*, *liquid*, and *gas* (see Figure 2).

Any substance can exist in any of the three states, but there is generally one state that predominates under normal conditions (temperature and pressure). Take water, for example. At normal temperatures, water is in the liquid state. In the solid state, water is called ice. The gaseous state of water is called steam or water vapor. It’s all still water-just in different states. Table 1 provides a summary of these three states in terms of shape and volume.

Table 1. States of Matter Compared

State	Shape	Volume
Solid	definite	definite
Liquid	indefinite	definite
Gas	indefinite	indefinite




Figure 2. States of Matter

Solid State

A *solid* has definite shape and volume. The solid state differs from the liquid and gaseous states in that:

PHYSICAL SCIENCES

00ICP303 Rev. 00 (DOE 1.03)

Student Guide

RCT and RC Foreman Training

- The molecules or ions of a solid are held in place by strong attractive forces.
- The molecules have thermal energy, but the energy is not sufficient to overcome the attractive forces.
- The molecules of a solid are arranged in an orderly, fixed pattern called a crystalline *structure* or a *crystal*.

The rigid, crystal arrangement of molecules causes the solid to have a definite shape and a definite volume.

Liquid State

When heat is added to a substance, the molecules acquire more energy, which causes them to break free of their fixed crystalline arrangement. As a solid is heated, its temperature rises until the change of state from solid to liquid occurs.

The volume of a *liquid* is definite because the molecules are very close to each other, with almost no space in between. Consequently, liquids can undergo a negligible amount of compression. However, the attractive forces between the molecules are not strong enough to hold the liquid in a definite shape. For this reason, a liquid takes the shape of its container.

High energy molecules near the surface of a liquid can overcome the attractive forces of other molecules. These molecules transfer from the liquid state to the gaseous state. If energy (heat) is removed from the liquid, the kinetic energy of the molecules decreases and the attractive forces can then hold the molecules in fixed positions. When compared with the kinetic energy, the attractive forces are not strong enough to hold the molecules in fixed positions, forming a solid.

Gaseous State

If the temperature of a liquid is increased sufficiently, it boils. The molecules change to the gaseous state and escape from the surface. Eventually, all the liquid will become a gas. A *gas* has both indefinite shape and indefinite volume. A large space exists between gas molecules because of their high thermal energy. This allows for even more compression of a substance in the gaseous state.

1.03.05 Identify the basic structure of the atom, including the characteristics of subatomic particles.

THE ATOM

The Bohr Model

As stated previously, the fundamental building block of matter is the *atom*. The basic atomic model, as described by Ernest Rutherford and Niels Bohr in 1911, consists of a positively charged core surrounded by negatively charged shells. The central core, called the nucleus (see Figure 3), contains *protons* and *neutrons*. Nuclear forces hold the nucleus together. The shells are formed by *electrons* that exist in structured orbits around the nucleus. Below is a summary of the three primary subatomic particles, which are the constituent parts of the atom.

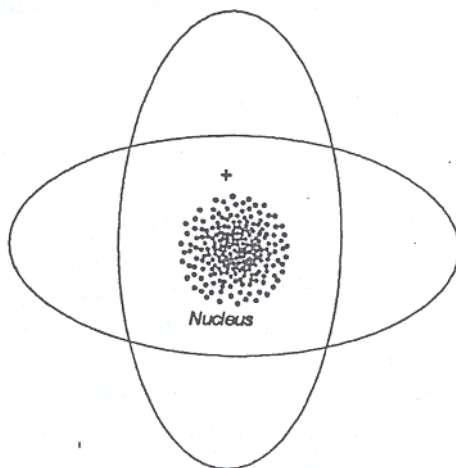


Figure 3. Atomic Model

Protons

- Positively charged (+1)
- Mass: 1.6726E-24 gm or 1.007276470 amu
- Each *element* is **determined by the number of protons** in its nucleus. All atoms of the same element have the same number of protons.

Neutrons

- Neutrally charged (0)
- Mass: 1.6749E-24 gm or 1.008665012 amu

PHYSICAL SCIENCES

00ICP303 Rev. 00 (DOE 1.03)

Student Guide

RCT and RC Foreman Training

- The number of neutrons determines the *isotope* of an element. Isotopes are atoms that have the same number of protons (therefore, of the same element) but different number of neutrons. This does not affect the chemical properties of the element.

Electrons

- Negatively charged (-1)
- Small mass: $9.1085\text{E-}28$ gm or 0.00054858026 amu ($\approx 1/1840$ of a proton)
- Because the mass of an electron is so small as compared to that of a proton or neutron, virtually the entire mass of an atom is furnished by the nucleus.
- The number of electrons is normally equal to the number of protons. Therefore, the atom is electrically neutral.
- The number of electrons in the outermost shell determines the chemical behavior or properties of the atom.

THE ELEMENTS

Even though all atoms have the same basic structure, not all atoms are the same. There are over a hundred different types of atoms. These different types of atoms are known as *elements*. The atoms of a given element are alike but have different properties than the atoms of other elements.

Elements are the simplest chemical form of matter. They can exist alone or in various combinations. Different elements can chemically combine to form *molecules* or molecular *compounds*. For example, water is a compound, consisting of water molecules. These molecules can be decomposed into the elements hydrogen and oxygen. The elements hydrogen and oxygen are fundamental forms of matter. They cannot be further separated into simpler chemicals.

Chemical Names

Currently, there are 109 named elements. Table 2 lists the elements and their symbols. Some have been known for many centuries, while others have only been discovered in the last 15 or 20 years. Each element has a unique name. The names of the elements have a variety of origins. Some elements were named for their color or other physical characteristics. Others were named after persons, places, planets, or mythological figures.

For example, the name chromium comes from the Greek word *chroma*, which means “color.” Chromium is found naturally in compounds used as pigments. The elements curium, einsteinium, and fermium were named after famous nuclear physicists. Germanium, polonium, and americium were named after countries. Uranium, neptunium, and plutonium are named in sequence for the three planets Uranus, Neptune, and Pluto.

PHYSICAL SCIENCES

00ICP303 Rev. 00 (DOE 1.03)

Student Guide

RCT and RC Foreman Training

Chemical Symbols

For convenience, elements have a *symbol* that is used as a short-hand for writing the names of elements. The symbol for an element is either one or two letters taken from the name of the element (see Table 2). Some have symbols that are based on the historical name of the element. For example, the symbols for silver and gold are Ag and Au, respectively. These come from the old Latin names *argentum* and *aurum*. The symbol for mercury, Hg, comes from the Greek *hydrargyros*, which means “liquid silver.”

Table 2. List of Elements by Name

Element	Symbol	Z	Element	Symbol	Z	Element	Symbol	Z
Actinium	Ac	89	Hafnium	Hf	72	Promethium	Pm	61
Aluminum	Al	13	Hassium	Hs	108	Protactinium	Pa	91
Americium	Am	95	Helium	He	2	Radium	Ra	88
Antimony	Sb	51	Holmium	Ho	67	Radon	Rn	86
Argon	Ar	18	Hydrogen	H	1	Rhenium	Re	75
Arsenic	As	33	Indium	In	49	Rhodium	Rh	45
Astatine	At	85	Iodine	I	53	Rubidium	Rb	37
Barium	Ba	56	Iridium	Ir	77	Ruthenium	Ru	44
Berkelium	Bk	97	Iron	Fe	26	Rutherfordium	Rf	104
Beryllium	Be	4	Krypton	Kr	36	Samarium	Sm	62
Bismuth	Bi	83	Lanthanum	La	57	Scandium	Sc	21
Bohrium	Bh	107	Lawrencium	Lw	103	Seaborgium	Sg	106
Boron	B	5	Lead	Pb	82	Selenium	Se	34
Bromine	Br	35	Lithium	Li	3	Silicon	Si	14
Cadmium	Cd	48	Lutetium	Lv	71	Silver	Ag	47
Calcium	Ca	20	Magnesium	Mg	12	Sodium	Na	11
Californium	Cf	98	Manganese	Mn	25	Strontium	Sr	38
Carbon	C	6	Meitnerium	Mt	109	Sulfur	S	16
Cerium	Ce	58	Mendelevium	Md	101	Tantalum	Ta	73
Cesium	Cs	55	Mercury	Hg	80	Technetium	Tc	43
Chlorine	Cl	17	Molybdenum	Mo	42	Tellurium	Te	52
Chromium	Cr	24	Neodymium	Nd	60	Terbium	Tb	65
Cobalt	Co	27	Neon	Ne	10	Thallium	Tl	81
Copper	Cu	29	Neptunium	Np	93	Thorium	Th	90
Curium	Cm	96	Nickel	Ni	28	Thulium	Tm	69
Dubnium	Db	105	Niobium	Nb	41	Tin	Sn	50
Dysprosium	Dy	66	Nitrogen	N	7	Titanium	Ti	22
Einsteinium	Es	99	Nobelium	No	102	Tungsten	W	74
Erbium	Er	68	Osmium	Os	76	Uranium	U	92
Europium	Eu	63	Oxygen	O	8	Vanadium	V	23
Fermium	Fm	100	Phosphorus	Pd	46	Xenon	Xe	54
Fluorine	F	9	P6 honra	P	15	Ytterbium	Yb	70
Francium	Fr	87	Platinum	Pt	78	Yttrium	Y	39
Gadolinium	Gd	64	Plutonium	Pu	94	Zinc	Zn	30
Gallium	Ga	31	Polonium	Po	84	Zirconium	Zi	40
Germanium	Ge	32	Potassium	K	19			
Gold	Au	79	Praseodymium	Pr	59			

1.03.06 Define the following terms:

- a. Atomic number
- b. Mass number
- c. Isotopic mass
- d. Atomic mass.

Atomic Number

The **number of protons** in the nucleus of an element is called the *atomic number*. All atoms of a particular element have the same atomic number. Atomic numbers are integers. For example, a hydrogen atom has one proton in the nucleus. Therefore, the atomic number of hydrogen is 1. A helium atom has two protons in the nucleus, which means that its atomic number is 2. Uranium has 92 protons in the nucleus and, therefore, has an atomic number of 92. The atomic number is often represented by the symbol **Z**.

Mass Number

The total **number of protons plus neutrons** in the nucleus of a particular isotope of an element is called the mass *number*. It is the integer nearest to the mass of the atom of concern. Because a proton has a mass of 1.0073 amu, we will give a proton a mass number of 1. The mass number of a neutron would also be 1, because its mass is 1.0087 amu. So, by adding the number of protons and the number of neutrons we can determine the mass number of the atom of concern.

For example, a normal hydrogen atom has 1 proton, but no neutrons. Therefore, its mass number is 1. A helium atom has 2 protons and 2 neutrons, which means that it has a mass number of 4. If a uranium isotope has 92 protons and 146 neutrons, then it has a mass number of 238 (92 + 146). However, if a uranium isotope has only 143 neutrons, its mass number would be 235 (92 + 143).

The mass number can be used with the name of the element to identify which isotope of an element we are referring to. If we are referring to the isotope of uranium that has a mass number of 238, we can write it as uranium-238. If we are referring to the isotope of mass number 235, we write it as uranium-235. Often, this expression is shortened by using the chemical symbol instead of the full name of the element, as in U-238 or U-235.

Isotopic Mass

The actual mass of an atom of a particular isotope is called its *isotopic mass*. The units are expressed in atomic mass units (AMUs). Atomic mass units are based on 1/12 of the mass of a carbon-12 atom (1.660E-24 gm). In other words, the mass of one C-12 atom is exactly 12 amu.

For example, the mass of a hydrogen atom is 1.007825 amu (1 proton + 1 electron = 1.00727647 + 0.00054858026). The mass of a uranium-238 atom in amu is 238.0508, while the mass of a U-235 atom is only 235.0439. Notice that isotopic masses are very accurate and are written as decimals.

Atomic Mass

The weighted average of the isotopic masses of an element, based on the percent abundance of its naturally occurring isotopes, is called the *atomic mass*. The atomic mass is expressed in AMU and is used mainly in calculations of chemical reactions.

Since AMUs are based on carbon-12, one may wonder why the Periodic Table (see Figure 5) shows the atomic mass of carbon as 12.011, and not exactly 12. The explanation is simple and will help to clarify the difference between the atomic mass of an element and the isotopic mass of an isotope of that element.

Carbon, as it occurs in nature, is a mixture of two isotopes: about 98.9% of all carbon atoms are C-12, while the abundance of C-13 atoms is 1.1% (a total of 100%). The presence of these heavier carbon atoms explains why the atomic mass of carbon is slightly more than 12. The atomic mass of an element is a “weighted average.” This average is determined by finding the sum of the mass of each isotope multiplied by its percent of natural abundance. If the isotopic mass of C-12 is 12.00, and the isotopic mass of C-13 is 13.00, we can determine the atomic mass of carbon:

$$12.00(0.989) + 13.00(0.011) = 11.868 + 0.143 = 12.011 \text{ amu}$$

With the understanding of these concepts, we can discuss the Periodic Table of the Elements and the information it provides.

1.03.07 Identify what each symbol represents in the $\frac{A}{Z}X$ notation.

NUCLIDE NOTATION

The format for representing a specific combination of protons and neutrons is to use its nuclear symbol. This is done by using the standard chemical symbol, with the atomic number written as a subscript at the lower left of the symbol, and the mass number written as a superscript at the upper left of the symbol:



where:

- X** = Symbol for element
- Z** = Atomic number: number of protons
- A** = Mass number: number of protons (*Z*) plus number of neutrons (*N*); therefore: $A = Z + N$

For example, the notation for uranium-238 would be ${}_{92}^{238}\text{U}$

1.03.08 *State the mode of arrangement of the elements in the Periodic Table.*

1.03.09 *Identify periods and groups in the Periodic Table in terms of their layout.*

MODERN PERIODIC TABLE

The modern Periodic Table (see Figure 5) **is an arrangement of the elements in order of increasing atomic number**. A comparison of the properties for selected elements will illustrate that there is a predictable, recurring pattern, or *periodicity*. This observation is summarized in the Periodic Law, which states that the properties of the elements are repetitive or recurring functions of their atomic numbers.

Data about each element in the Periodic Table are presented in a column and row format. The rows or horizontal sections in the Periodic Table are called *periods*. The columns or vertical sections are called *groups* or *families* because they “behave” chemically similar; that is they have similar chemical properties.

Because the number of electrons is equal to the number of protons, the structure of the Periodic Table directly relates to the number and arrangement of electrons in the atom (see Table 3). Figure 4 below gives a simple illustration of the electron shells described in the Bohr model of the atom.

Electrons are dynamically distributed around the nucleus in structured *shells*, designated sequentially as 1 through 7 (K through Q) from inside out. Shells represent groups of electron energy states called *orbitals*. The higher the energy of the orbital the greater the distance from the nucleus. The lowest energy state is in the innermost shell (K).

The number of orbitals in a shell is the square of the shell number (n). The maximum number of electrons that can occupy an orbital is 2. Therefore, each shell can hold a maximum of $2n^2$ electrons. For example, for the L shell (or the second shell), the maximum number of electrons would be 8:

L-shell: $n = 2 \rightarrow \rightarrow \rightarrow 2(2^2) = 8$

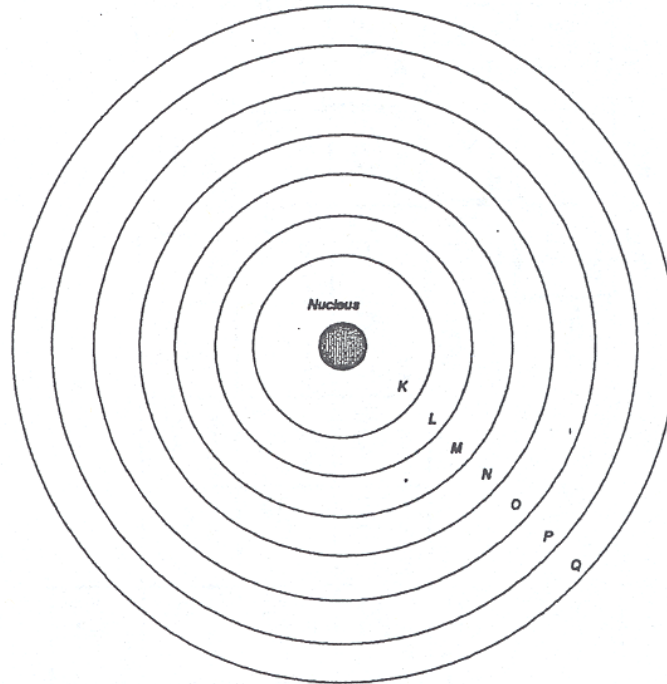


Figure 4. Electron Shells

PHYSICAL SCIENCES

00ICP303 Rev. 00 (DOE 1.03)

Student Guide

RCT and RC Foreman Training

Table 3. Electron Configuration of the Elements

Z	Element	K	L	M	N	O	Z	Element	K	L	M	N	O	P	Q
1	Hydrogen	1					55	Cesium	2	8	18	18	8	1	
2	Helium	2					56	Barium	2	8	18	18	8	2	
3	Lithium	2	1				57	Lanthanum	2	8	18	18	9	2	
4	Beryllium	2	2				58	Cerium	2	8	18	20	8	2	
5	Boron	2	3				59	Praseodymium	2	8	18	21	8	2	
6	Carbon	2	4				60	Neodymium	2	8	18	22	8	2	
7	Nitrogen	2	5				61	Promethium	2	8	18	23	8	2	
8	Oxygen	2	6				62	Samarium	2	8	18	24	8	2	
9	Fluorine	2	7				63	Europium	2	8	18	25	8	2	
10	Neon	2	8				64	Gadolinium	2	8	18	25	9	2	
11	Sodium	2	8	1			65	Terbium	2	8	18	27	8	2	
12	Magnesium	2	8	2			66	Dysprosium	2	8	18	28	8	2	
13	Aluminum	2	8	3			67	Holmium	2	8	18	29	8	2	
14	Silicon	2	8	4			68	Erbium	2	8	18	30	8	2	
15	Phosphorus	2	8	5			69	Thulium	2	8	18	31	8	2	
16	Sulfur	2	8	6			70	Ytterbium	2	8	18	32	8	2	
17	Chlorine	2	8	7			71	Lutetium	2	8	18	32	9	2	
18	Argon	2	8	8			72	Hafnium	2	8	18	32	10	2	
19	Potassium	2	8	8	1		73	Tantalum	2	8	18	32	11	2	
20	Calcium	2	8	8	2		74	Tungsten	2	8	18	32	12	2	
21	Scandium	2	8	9	2		75	Rhenium	2	8	18	32	13	2	
22	Titanium	2	8	10	2		76	Osmium	2	8	18	32	14	2	
23	Vanadium	2	8	11	2		77	Iridium	2	8	18	32	15	2	
24	Chromium	2	8	13	1		78	Platinum	2	8	18	32	16	2	
25	Manganese	2	8	13	2		79	Gold	2	8	18	32	18	1	
26	Iron	2	8	14	2		80	Mercury	2	8	18	32	18	2	
27	Cobalt	2	8	15	2		81	Thallium	2	8	18	32	18	3	
28	Nickel	2	8	16	2		82	Lead	2	8	18	32	18	4	
29	Copper	2	8	18	1		83	Bismuth	2	8	18	32	18	5	
30	Zinc	2	8	18	2		84	Polonium	2	8	18	32	18	6	
31	Gallium	2	8	18	3		85	Astatine	2	8	18	32	18	7	
32	Germanium	2	8	18	4		86	Radon	2	8	18	32	18	8	
33	Arsenic	2	8	18	5		87	Francium	2	8	18	32	18	8	1
34	Selenium	2	8	18	6		88	Radium	2	8	18	32	18	8	2
35	Bromine	2	8	18	7		89	Actinium	2	8	18	32	18	9	2
36	Krypton	2	8	18	8		90	Thorium	2	8	18	32	18	10	2
37	Rubidium	2	8	18	8	1	91	Protactinium	2	8	18	32	20	9	2
38	Strontium	2	8	18	8	2	92	Uranium	2	8	18	32	21	9	2
39	Yttrium	2	8	18	9	2	93	Neptunium	2	8	18	32	22	9	2
40	Zirconium	2	8	18	10	2	94	Plutonium	2	8	18	32	24	8	2
41	Niobium	2	8	18	12	1	95	Americium	2	8	18	32	25	8	2
42	Molybdenum	2	8	18	13	1	96	Curium	2	8	18	32	25	9	2
43	Technetium	2	8	18	13	2	97	Berkelium	2	8	18	32	27	8	2
44	Ruthenium	2	8	18	15	1	98	Californium	2	8	18	32	28	8	2
45	Rhodium	2	8	18	16	1	99	Einsteinium	2	8	18	32	29	8	2
46	Palladium	2	8	18	18	0	100	Fermium	2	8	18	32	30	8	2
47	Silver	2	8	18	18	1	101	Mendelevium	2	8	18	32	31	8	2
48	Cadmium	2	8	18	18	2	102	Nobelium	2	8	18	32	32	8	2
49	Indium	2	8	18	18	3	103	Lawrencium	2	8	18	32	32	9	2
50	Tin	2	8	18	18	4	104	Rutherfordium	2	8	18	32	32	10	2
51	Antimony	2	8	18	18	5	105	Dubnium	2	8	18	32	32	11	2
52	Tellurium	2	8	18	18	6	106	Seaborgium	2	8	18	32	32	12	2
53	Iodine	2	8	18	18	7	107	Bohrium	2	8	18	32	32	13	2
54	Xenon	2	8	18	18	8	109	Meitnerium	2	8	18	32	32	15	2

1.03.10 Define the terms as they relate to atomic structure.

- a. *Valence shell*
- b. *Valence electron.*

The lowest allowed energy state of an atom, molecule, or ion is the “ground state.” The highest occupied energy level in a ground-state atom is called its *valence shell*. Therefore, the electrons contained in it are called *valence electrons*. The rows or periods in the Periodic Table correspond to the electron shells. The elements contained in the first period have their valence electrons in the first energy level or K-shell. The elements contained in the second period have their outer or valence shell electrons in the second energy level or L-shell and so on. The pattern continues down the table.

The number of electrons in the valence shell determines the chemical properties or “behavior” of the atom. The valence shell can have a maximum of eight electrons, except for the K-shell, which can only have two. Atoms are chemically stable when the valence shell has no vacancies; that is, they “prefer” to have a full valence shell. Atoms of elements toward the right of the Periodic Table seem to lack only one or two electrons. These will “look” for ways to gain electrons in order to fill their valence shell. Atoms of elements on the left side of the table seem to have an excess of one or two electrons. These will tend to find ways to lose these excess electrons so that the full lower shell will be the valence shell.

The outcome is that certain atoms will combine with other atoms in order to fill their valence shells. This combination that occurs is called a *chemical bond*, and results in the formation of a *molecule*. The bond is accomplished by “sharing” or “giving up” valence electrons, thus forming a molecule whose chemical properties are different than those of the individual element atoms.

A good example is table salt. Salt is a 1:1 combination of sodium and chlorine; that is, a salt molecule is formed when one sodium atom bonds with one chlorine atom. If we look at Table 3, we can see that sodium (Na) has 1 electron in its outermost shell. Chlorine (Cl) needs one electron to complete its valence shell. The sodium atom “gives up” its extra electron to the chlorine atom who then “thinks” that its valence shell is full. Because the sodium atom has one less electron, the atom now has a net positive charge; that is, it has one less electron than it has protons. The chlorine atom now has a net negative charge because it has one more electron than it has protons. The opposite charges of the two *ions* attract and form an *ionic bond*. The bond results in a sodium chloride molecule (NaCl). However, this is just one type of chemical bond between atoms. There are several other types of chemical bonds that can occur, but which are beyond the scope of this lesson.

The rightmost column in the Periodic Table. These elements are known as the *noble* or *inert* gases because they all have a full valence shell (see also the underlined elements in Table 3). This means that they “feel” no need to bond with other atoms. Noble gases are thus considered chemically inert and very rarely interact with other elements.

The Quantum Mechanical Model

Over the years, the Bohr model of the atom was found to be inadequate as the principles of quantum mechanics evolved. A newer model, known as the *quantum mechanical model*, describes the electrons arranged in *energy levels* corresponding to the “electron shells” of the Bohr model. In the quantum mechanical model, the electron is not viewed as a particle in a specific orbit, but rather as an electron cloud in which the negative charge of the electron is spread out within the cloud. These energy levels are referred to as *orbitals* to emphasize that these are not circular “orbits” like those of the Bohr model but rather electron clouds. An *electron cloud* is a representation of the volume about the nucleus in which an electron of a specific energy is likely to be found.

The quantum mechanical model further states that the energy levels are subdivided into *sublevels*, referred to by the letters *s, p, d, f*, etc. An energy level can contain one or more sublevels or orbitals, and a maximum of two electrons can reside in each sublevel. For example, the first energy level contains one *s* sublevel, which can accommodate a maximum of two electrons.